



Educating for Life in all its Fullness (John 10.10)

St Alban's Church of England Primary School

New Starter Information Nursery 2026/27



Executive Head teacher: Mrs Amy Gurner
Head of School: Mrs Lucy Higson

Morthen Road
Wickersley
Rotherham S66 1EU
Telephone: 01709 542878
Email: stalbans@sap.dsat.education
Website: <https://www.wsap.academy>

Our School Vision

We seek wisdom



We will encourage you to seek wisdom. Wisdom is knowing what to do with the knowledge and skills that you have acquired. Wisdom is the ability to know what is true or right. Part of seeking wisdom is learning how to be disciplined.

We are resilient

There is an adventure in learning waiting for you. It's a long road ahead but we promise to make sure no path is blocked and no door is closed for you. We recognise no one is perfect. You will learn from your mistakes and we will celebrate these learning opportunities as we move forward together.



We are courageous



We value courage, we want you to have the confidence and determination to make your own way in life. Courage requires vulnerability – as seen in the legend of St Alban. We celebrate vulnerability and make our school a safe place for you to flourish. Classrooms are daring!

We are Aspirational

At St Alban's we encourage children to ask the big questions; Who am I?, What do I desire? and How then shall I live? Everyone at St Alban's is expected to serve and develop personal leadership.

Our hope is that our children see life as a mission, not a career.



Welcome

Welcome to St Alban's Foundation Stage One (Nursery). At St Alban's Primary School, the Early Years Foundation Stage (EYFS) curriculum is designed to encourage independent, inquisitive and happy learners. We recognise children's prior learning and various starting points, and create a holistic curriculum that maximises cross-curricular links and builds strong foundations for their future. Our EYFS curriculum is specifically designed and evolves to provide children with important foundational skills and knowledge that will later be enhanced and embedded in Key Stage 1 (KS1). Every child is recognised as a unique individual, and we acknowledge and promote children's interests to provide them with the opportunities to follow their imagination and creativity. Throughout the Foundation Stage, we invest time into helping children to recognise their personal goals, which allow them to reflect and aim high. We celebrate diversity in our school community, and always strive to promote a love for learning.

We recognise that children have a thirst for new experiences and knowledge, and should be provided with opportunities to engage their inquisitive minds. Therefore, we provide vibrant continuous indoor and outdoor provision, that follow children's interests, to support learners in investigating and developing their skills. We work in close partnership with parents and carers throughout the year to support their learning and to encourage children to reach their full potential. We also aim to promote a smooth transition from EYFS to KS1 by providing children with the knowledge, skills and attitudes they need to succeed throughout their education.

Pupils learn through a balance of child-initiated and adult-directed activities and challenges. The weekly timetables are carefully structured so that children have rigorous directed teaching in English, Mathematics and Phonics every day. We also ensure regular Circle Time to focus on developing the children's Personal, Social and Emotional Development, ensuring that the children's mental health needs are constantly being met and that equality and diversity are embedded firmly from the beginning of their school journey. The curriculum is coherently planned and sequenced. It builds on what children know and can do, working towards securing sufficient knowledge and skills for their future learning.

A church school has a distinctive ethos. Not only do we have an educative role but especially one that teaches about God, provides a spiritual growth and nurtures a Christian faith and life.

Teaching Staff:



**Mrs D North FS1 (Nursery)
Mrs C Taha FS2 (Reception) / Early Years Lead**

Teaching Assistants:

**Mrs Booth (Nursery)
Miss Pickering (Reception and Reading Tutor)**

Getting your child ready for school

Starting school is a milestone, not only for your child but also for you. You may be excited and perhaps a little concerned about your child taking these first steps towards independence. However, you may feel, it is important that your child's experience of starting school is as positive as possible. After all, you are the first and most important educators of your child



Getting your child ready for school at home

1. Talk to your child about school and what to expect.
2. If possible, attend the play and stay session.
3. Reassure your child that there are lots of new children starting school – they are not on their own.
4. Let your child wear his/her school uniform before the start of the day.
5. Share positive books and stories with your child about starting school (see above).
6. Rehearse in your child's mind how they will come into school with the other children on the first day and how you (or another carer) will be waiting for them at pick up time.
7. Talk about what will be happening at home when your child is at school.
8. Talk with your child about what will be expected of them (page 4)
9. Developing independence is essential. Please encourage your child to put on their own coat and shoes.



Expectations at school



At St Alban's we have three school rules; be responsible, be respectful and be ready to learn. Our school rules apply equally to everyone involved in our school; staff, pupils, parents and visitors.

Here is a list of expectations that we like all children to follow at school. Every child is on a journey, some children, we find take a little bit of time to master all of the expectations. At St Alban's we are consistent and always reinforce school expectations so that all children achieve. If we work together both at school and home, then we can all help in the development of your child.

We would like all children to be able to:

1. Follow instructions given by school staff.
2. Co-operate and share with friends.
3. Be responsible for looking after both school and their own property.
4. Understand that there are quieter times to listen and learn and noisier times to play.
5. Regularly take books home to share (page 8).
6. Not bring in toys from home unless asked to.
7. Concentrate for longer periods than they may have done at a previous nursery or playgroup.
8. Follow our school rules.
9. Go to the toilet independently.
10. Put on their coat independently and have a go at fastening it.

Uniform

Our uniform gives a strong sense of identity, it looks smart, allows children to be easily recognisable and prevents early morning stress on what to wear.

Please ensure that your child's name is on all of their belongings.

The Important Bits

Red jumper, cardigan, sweatshirt (approved logo from Ella Bellas, A-Print or Myclothing.com) or plain without a logo is also an option from most supermarkets.

White or red polo shirt

Black trousers, skirt, pinafore or shorts

Red gingham summer dress (optional)

www.ella-bellas.com or www.aprint.co.uk

The nursery children spend time outside each day - whatever the weather. Please dress your children ready for our varied climate.

Children need a bookbag and water bottle in school every day.

Please ensure your child's clothing is clearly labelled with their name to help us return any misplaced items.

The School Day for Foundation Stage 1 Children

Morning session: 8:30am-11:30am

Afternoon session: 12:00pm- 3:00pm*

*If your child attends Monday-Friday full days and you do not wish to pay the additional 2.5 hours per week, your child can attend 12:00pm – 2:30pm.

We expect children to be on time and get into good habits straight away - otherwise they can miss out on vital aspects of learning.

Playtimes/free flow

The Foundation Stage has its own special outside area, which is very well equipped to facilitate learning and play. Children can access this area throughout the day as part of their continuous provision.

Home School Communication

Class Dojo is used to share important milestones that your child reaches or any new steps they want to share. Please see the consent form included in your welcome pack, as we need this returning to be able to create an account for you. In September, your class teacher will provide you with your child's username and password. More information about class dojo can be found on our website. In preparation for September, download the app at: <https://www.classdojo.com>. In the Autumn and Spring term we host teacher and parent meetings and in the Summer term you will receive an end of year school report for your child. We do have an open-door policy, if you need to talk to the class teacher then catch them at the beginning or the end of day to make an appointment.

Lunchtimes

Nursery children go into dinner slightly earlier than the rest of the school, as this allows them to feel settled and relaxed more quickly.

At the start of term, the teacher and teaching assistant will accompany the children into the hall to help them settle into the new routines. A specially assigned lunchtime supervisor stays with the children and helps them with their food. The children can bring their own packed lunch or parents can pre-book a school dinner from our school catering company The Pantry (more information can be found on our website) account details will be provided to you in due course. The current cost of a school dinner is £2.50 per day for Nursery pupils.

At lunchtime, the older children are dining room helpers. Their role is to help younger children use their cutlery, encourage good manners and try new foods. They are excellent role models and help our new starters feel part of the school community.



Snacks

Fruit, milk and water is available free for your child as snack every day. For nursery children, please send your child with a named water bottle every day. In nursery we use snack time as a social time where all the children sit together and enjoy a snack. We do encourage healthy eating at snack time and this gives a perfect opportunity for the children to learn about it. If your child has any food allergies or dietary requirements then please let school know.

End of the school day procedure

If your child is attending morning only sessions or being collected at 2.30pm, please wait at the main access gate off Morthen Road, where your child will be dismissed to you by teaching staff. For children attending full day sessions until 3pm, parents and carers are asked to collect children from outside the foundation stage classroom area. Children will not be allowed to go with any other adult without your prior permission. In order to avoid difficulties, please let school know if someone else will be collecting your child from school.



Reading

At St Alban's we prioritise reading. We use a program called Read Write Inc to teach our children how to read. In foundation one we prepare the children to learn how to read we use a little frog called Fred. Fred only talks in sounds. Speaking like Fred helps children to understand that words are made up of sounds. Use Fred Talk throughout the day to help children practise blending sounds together.



Fred Games

Fred says...

1. Say: Fred says put your hands on your h-e-d. Ask children to repeat. Pause to allow children to jump in with the whole word and do the action.
2. Say: h-e-d, hed. Ask children to repeat.

Repeat with: b-a-k, t-u-m, l-e-g, h-a-n-d, f-u-t, n-ee, r-u-n, s-k-i-p, h-o-p, s-t-o-p

Fred I spy

1. Say: Fred says 'I spy something r-e-d' Ask children to repeat. Pause to allow children to 'jump-in' with the whole word and point to something red.
2. Say: r-e-d, red. Ask children to repeat.

Repeat with: b-l-oo, g-r-ee-n, b-l-a-k, b-r-ow-n

Fred's fridge

Milk m-i-l-k, juice -j-oo-s; cream c-r-ee-m; eggs e-g-s; corn c-or-n; grape g-r-ay-p; pear p-air; peas p-ee-z; leek l-ee-k


Fred's wardrobe

Scarf s-c-ar-f; hat h-a-t; coat c-ow-t; socks s-o-c-s; shorts sh-or-t-s; dress d-r-e-ss; skirt s-k-ir-t

Use Fred Talk for single syllabic words at the end of sentences throughout the day.
E.g. It is time for l-u-n-ch...lunch, come and sit on the f-l-oor...floor.

Nursery Classroom Library

We are a read-a-lot, talk-a-lot nursery. To encourage a love of reading, children in nursery bring home a Classroom Library Book. These are good stories to read to your child at bedtime and have been selected because they have a strong narrative and will help extend your child's vocabulary. We challenge the children in nursery to read all of the books by the end of the academic year.



Nursery Rhymes

These are rhymes that we would like the children to practice at home. Nursery rhymes are so important as they help children learn new vocabulary. Here are a few nursery rhymes that you could sing at home.

Twinkle, Twinkle Little Star.
1, 2, 3, 4, 5, Once I caught a Fish Alive.
The Wheels on the Bus.
Baa Baa Black Sheep.
Incy Wincy Spider.
Humpty Dumpty.
Row, Row, Row Your Boat.
Head, Shoulders, Knees and Toes.

Sinai	298
Carmel	262
Jordan	260
Jericho	259

Recognition

Our positive ethos means that we believe in giving praise and encouragement to children for their efforts and achievements, both socially and academically. When children join our school they are assigned one of our house teams; Jericho, Carmel, Sinai or Jordan. House points are awarded for outstanding effort and exceptional quality work as well as for any child who has shown positive attitudes that go above and beyond the normal high expectation.

School House Information

- During Friday celebration assembly, house leaders will announce house winners and update the leadership board.
- The St Alban's Cup is awarded each term to the house with the most points. Each member of the winning house will be awarded a house badge to wear with pride.
- The four houses are: Carmel, Sinai, Jordan and Jericho. Carmel- courage, Sinai- seek wisdom, Jordan- hope and aspiration, Jericho- resilience. School staff are also allocated a house.
- We use a house system to encourage a sense of community.
- More information about Houses can be found on our school website.

Celebration Assembly

- Two children from each class will be awarded a certificate to celebrate excellent learning, work or behaviour.
- The class teacher celebrates the children presented with the award on Class Dojo.



Absence

Please let the school office know if your child is absent for any reason, before 9.30am. We will need to know the reason for absence, including details of any illness, as there are certain conditions we are required to report to the Local Authority and these may carry infection control guidance on how long a child needs to be absent from school.

If parental holidays occur during term time please inform us of the dates. For children in nursery, a school form should be completed, please contact the school office for this.

Special Education Needs and Disabilities

If your child has additional needs then please contact our Special Educational Needs Coordinator, Mrs Cooper (sendco@sap.dsat.education). Mrs Cooper collaborates with parents and the class teacher to work out the best way to support children with additional needs.

Key Person

A key person is a named member of staff with responsibilities for a small group of children who helps those children in the group feel safe and cared for. In the foundation stage every child is allocated a key person. During your child's home visit, staff will let you know the name of your child's key person.

Stay and Play Sessions

During these sessions, a small group of children and parents will be invited into school to play in the nursery classroom. The session allows children to become familiar with the new environment and meet some of their new friends.

Parents' Welcome Meeting

In this meeting, we tell you about all the exciting things that your child can look forward to and put your minds at rest. We will discuss policies, procedures and the curriculum.

The school grounds

From 8:25am access to the school can be gained through two gates, main entrance off Morthen Road and the church entrance. From 8:40am only the main gate situated on Morthen Road is open. At 2:55pm the other gates are unlocked but are closed again at 3:15pm, access via Morthen Road after 3:15pm.

Parking on school premises is not allowed (staff only). Dogs are not allowed on the school premises.

School Website

We have a school website <https://wsap.academy> which is full of information about St Alban's. You can find school letters, information about our curriculum, school forms and the latest school news on our website. To receive updates, subscribe to the website at the bottom of the page.

Finally

Remember that the education of your child is a partnership and is most effective if it is a team effort between home and school. We hope that your child will find his or her time at St Alban's to be a rewarding and a fulfilling experience.

We look forward to welcoming you and your child to our school.

Mrs Gurner, Mrs Higson and the Foundation Team

